



**LITHEAUDIO**

WIRELESS AUDIO & VISUAL

[WWW.LITHEAUDIO.COM](http://WWW.LITHEAUDIO.COM) | [INFO@LITHEAUDIO.COM](mailto:INFO@LITHEAUDIO.COM)

A close-up, high-contrast photograph of a black gaming headset. The image focuses on the ear cup and the headband, which are both covered in a yellow, textured mesh padding. The black plastic of the headset is prominent, with various ridges and curves visible. A semi-transparent dark grey banner is positioned horizontally across the middle of the image, containing the text "POWER IT. SYNC IT. PLAY IT.®".

POWER IT. SYNC IT. PLAY IT.®


# THE COLLECTION

---

Explore our award winning range of products and innovations  
which guarantee to enhance your lifestyle




ALL-IN-ONE MULTIROOM WI-FI  
CEILING SPEAKERS



ALL-IN-ONE BLUETOOTH CEILING  
SPEAKERS



PASSIVE CEILING SPEAKERS



BLUETOOTH GARDEN SPEAKERS



MOTORISED TV MOUNTS



FIRE & ACOUSTIC HOODS AND  
ACCESSORIES

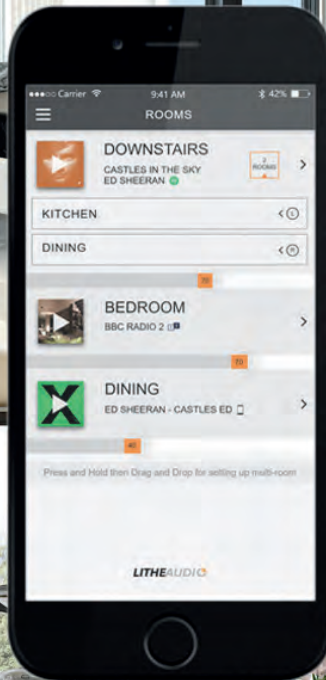
# WI-FI MULTI ROOM CEILING SPEAKERS

---



These innovative Wi-Fi ceiling speakers provide an All-in-one solution for multi-room music streaming. With the 60W RMS amplifier and Wi-Fi built-in, there's no need for speaker cables or servers. Simply set up your speakers via Airplay and you're good to go.





“MULTI-ROOM CEILING SPEAKERS MADE EASY..  
WIRELESSLY CONNECT UP TO 30 ZONES”



## CONTROL YOUR WI-FI SPEAKER STRAIGHT FROM YOUR PHONE

The Lithe Audio Multi Room app brings your Lithe Audio WiFi speakers to life. Easily setup your speakers, manage and play your music seamlessly, throughout your home.

Create multi room groups, play via Airplay or Android, online music services, AUX input, local music or via your network drive. Your audio streaming options are endless.



### ALL-IN-ONE SOLUTION



Amplifier & Wi-Fi all built in,  
just add power

### AIRPLAY CERTIFIED



Connect your Wi-Fi speakers  
to your home network through  
Apple AirPlay

### UP TO 30 ZONES



Play the same or different audio  
in up to 30 zones at once



## FEATURES & SPECIFICATION:

**RMS Power:** 60W RMS (2x30W)  
**Woofer:** 6.5" Kevlar Woven Cone  
**Tweeter:** 0.75" Titanium Cone  
**Power Supply:** DC24V / 2.5A  
**Dimensions:** 230mmx95mm  
**Cut-out diameter:** 210mm

## CONNECTIVITY:

- Wi-Fi 2.4Ghz
- AirPlay
- DLNA
- UPnP - Network
- Line In (RCA)
- Control4 (SDDP)

## PRODUCT CODES:

**Standard:** 01561    **Pair:** 01560  
**Bathroom:** 01670    **Pair:** 01671

### POWER VIA LIGHTING



Add power from your lighting circuit, or via a plug socket

### PIN SHARP CLARITY



Kevlar Woven Cone and Titanium tweeters produce undeniably impressive audio quality



SCAN  
FOR  
VIDEO



# ALL-IN-ONE BLUETOOTH CEILING SPEAKERS

---



These innovative Bluetooth ceiling speakers provide an All-in-one solution for single zoned areas. With the 50W RMS amplifier and Bluetooth built-in, there's no need for speaker cables or servers, making them really easy to install - you can even power through your lighting circuit.





WINNER OF  
BEST NEW PRODUCT  
AWARD



## ALL-IN-ONE SOLUTION



Amplifier & Bluetooth all built in, just add power from a plug socket or through your lighting circuit

## BLUETOOTH OR VOICE



Fully compatible with Amazon Alexa and Google Home devices or your phone or tablet

## LITHE LINK OPTION



Option to connect 6 speakers together and play the same song together. Perfect for larger open plan rooms

## AUX IN FOR TELEVISION



Hardwire any non-Bluetooth device through AUX, such as TVs, HiFis or turntables

## PIN SHARP CLARITY



Kevlar Woven Cone and Titanium tweeters produce undeniably impressive audio quality

## CONNECTIONS DIAGRAM



“SINGING IN THE SHOWER HAS  
NEVER SOUNDED SO GOOD”

(IP44 Bathroom model)

## DESCRIPTION:

Our All-in-one Bluetooth Ceiling Speakers offer a fully integrated solution for homes and businesses. Instead of needing a separate external amplifier and hardwiring to and from it, our All-in-one speakers integrate the amplifier & Bluetooth into the speaker itself. - just add power!

## PRODUCT CODES:

Standard: 03200      Pair: 03201

Bathroom: 03210      Pair: 03211

## FEATURES:

- All-in-one solution - Amplifier & Bluetooth all built in, just add power
- Any electrician can install in 30 minutes
- Power via the lighting circuit or simply plug in
- No speaker cables in the wall
- Bathroom IP44 model available
- Stereo or Mono selector
- High quality audio with pin sharp quality
- Amazon Echo & Google Home compatible for voice control
- Option to password protect
- 3mm low profile magnetic grill

## SPECIFICATION:

**RMS Power:** 50W RMS  
**Impedance:** 8 Ohms  
**Woofers:** 6.5" Kevlar Woven Cone  
**Tweeter:** 0.75" Titanium Cone  
**Sensitivity (1W/1m):** 90dB  
**Wireless range:** Up to 30 meters  
**Dimensions:** 230mm x 140mm  
**Cut-out diameter:** 210mm

## MODELS:

Standard and Bathroom (IP44) models are available.




SCAN  
FOR  
VIDEO



# PASSIVE CEILING SPEAKERS

---



Fill your home with sound using our Passive Ceiling Speakers. Ideal as a standalone passive speaker for hardwired systems or as an add-on to our All-in-one Bluetooth or Wi-Fi Ceiling Speaker.

## “PIN SHARP CLARITY”



**01553 - 3.5" Lithe Audio Spot Ceiling Speaker**

Diameter: 116mm Cutout: 100mm  
Overall depth: 58mm



**01554 - 6.5" Lithe Audio Stereo Ceiling Speaker**

Diameter: 227mm Cutout: 210mm  
Overall depth: 82mm



**01556 - 6.5" Lithe Audio 2-Way Ceiling Speaker**

Diameter: 227mm Cutout: 210mm  
Overall depth: 82mm



**01557 - 6.5" Lithe Audio 2-Way IP44 Ceiling Speaker**

Diameter: 227mm Cutout: 210mm  
Overall depth: 82mm



# BLUETOOTH GARDEN SPEAKERS

---



This unique rock speaker is perfect for entertaining outdoors. Combining high quality audio with exceptional design, this is the must have outdoor speaker solution for all-round outdoor audio.

Just power up, connect your Bluetooth device and let the good times rock.



“PLACE IT. PLUG IT. ROCK IT!”





## ALL-IN-ONE SOLUTION



Amplifier & Bluetooth all built in,  
just add power from an outdoor  
plug socket

## WATERPROOF HOUSING



Made from IP56 rated fibreglass  
with IP68 rated transformer &  
connectors - meaning it can be  
left outdoors all year round!

## STREAM VIA BLUETOOTH



Works with any Bluetooth  
enabled device





## SPECIFICATION:

**RMS Power:** 60W RMS

**Impedance:** 8 Ohms

**Woofer:** 6.5" Polypropylene Cone

**Tweeter:** 0.75" Mylar Cone

**Dimensions:** 340x250x260mm

**Weight:** 6.8kg

**Operating Temp:** -20°C to 85°C

**Standby Power:** 1.3W / 0.02A

**Power Supply (Input):** 110-220V

## CONNECTIVITY:

- Any Bluetooth v4.0 device
- Wireless range: Up to 10 meters
- Output for additional Passive speaker

## PRODUCT CODES:

**Single:** 01620

**Pair:** 01622

## PLUG AND PLAY



Just add power from an outdoor plug socket and you're good to go

## DESIGNED TO DISAPPEAR



Discreet rock housing designed to blend into your garden



**SCAN  
FOR  
VIDEO**



# MOTORISED TV MOUNTS WITH APP CONTROL

---



Give your home the full treatment with our easy-to-fit motorised TV wall mounts. Available as remote controlled or app controlled models. Lithe Audio App controlled models include a Smart Hub which enables you to control your TV Mount, or any product with an IR remote from your phone anywhere in the world.





Motorised 90 Degree  
TV Wall Mount 32-60"



Motorised Pan & Out  
TV Wall Mount 32-60"



Motorised Flip Down  
Ceiling Mount 23-55"

#### IDEAL FOR KITCHEN DINERS

**Suggested Screen Size:** 32-60"

**Max Hole Pattern:** 425x415mm

**Swivel:** 90 degrees

**Level Adjustment:** +1.5 -1.5 deg

**Intallation:** Solid wall, single stud

**Product Size:** 990x435x47mm

**Profile:** 47mm-990mm

**Rated Load:** 40kgs/88lbs

**Remote controlled:** 06300

**App controlled:** 06310

#### IDEAL FOR RECESSES

**Suggested Screen Size:** 32-60"

**Max Hole Pattern:** 600x400mm

**Swivel:** +30 -30 degrees

**Level Adjustment:** 0 deg

**Intallation:** Solid wall, single stud

**Product Size:** 299x730x435mm

**Profile:** 49mm-299mm

**Rated Load:** 35kgs/77lbs

**Remote controlled:** 06301

**App controlled:** 06311

#### IDEAL FOR SLOPED CEILINGS

**Suggested Screen Size:** 23-55"

**Max Hole Pattern:** 400x400mm

**Swivel:** +30 -30 degrees

**Level Adjustment:** +3 deg

**Intallation:** Solid wall, single stud

**Product Size:** 557x435x108mm

**Profile:** 47mm-990mm

**Rated Load:** 30kgs/66lbs

**Remote controlled:** 06303

**App controlled:** 06312

# FIRE AND ACOUSTIC HOODS & ACCESSORIES

---



Our fire and acoustic speaker hoods offer air-tight protection to comply with latest IEE and Building Regulations for Fire and Acoustic integrity of ceilings. Designed to house our ceiling speaker units, these hoods comprise a double-skin of intumescent fabric to provide the perfect fire safety solution. Easy to fit and designed to blend in with your ceiling.



Speaker Fire Hood  
250 model



Premium Speaker Fire  
& Acoustic Hood 270



Nano Suction Phone/  
Tablet Stand

## SPECIFICATION:

**Cut-out size:** Up to 210mm

**Speaker size:** 6-8"

**Acoustic:** No

**Cable outlet:** Yes

**Fire protection duration:** 1 hour

**Fitting:** Quick & easy installation

**Material:** Woven Glass Fibre

**Product code:** 01582

## SPECIFICATION:

**Cut-out size:** Up to 210mm

**Speaker size:** 6.5-8"

**Acoustic:** Yes

**Fire protection duration:** 1.5  
hours

**Material:** Woven Glass Fibre &  
acoustic foam

**Product code:** 01584

## FEATURES:

- High quality Nanometer micro suction technology
- Multi-sided triangular design for maximum security
- Cable management when charging
- Hook attachment for use with phone cases

**Product code:** 06420

# OUR VISION

---

## A BELIEF IN TECHNOLOGY

We believe technology can be harnessed to bring countless lifestyle improvements around the home. We believe technology can make the business of everyday life easier and more carefree. And we believe technology can free us up to spend more quality time with those we love.

## A FOCUS ON QUALITY

Our products are built to last. Buying from us, you can be assured your device has quality guaranteed down to the finest detail. All our products are expertly built to exacting standards. From the choice of materials to our economical design, we're perfectionists, and not ashamed to admit it.

## A PASSION FOR INNOVATION

Innovation never sleeps, and our designers are always seeking ways to make improvements around your home. We work forward from what our customers needs are, not backwards from what technology allows. The result is an exciting array of products guaranteed to make your lifestyle simpler and more hassle-free.

## PUTTING CUSTOMERS FIRST

All our products respond to a recognised consumer need. We understand the many inconveniences that many homeowners experience, and we've worked with our designers to bring you the best solutions. Throughout every stage of the production process we're committed to delivering quality products that tick all the right boxes.



“We work forward from what our customer needs are, and not backwards from what the technology allows.”

**Chief Design Engineer**





**LITHEAUDIO®**

WWW.LITHEAUDIO.COM

**CONTACT US:**

WWW.LITHEAUDIO.COM  
INFO@LITHEAUDIO.COM  
TEL: +44 (0) 1293 922 015  
FAX: +44 (0) 1293 471 444

**VISIT US:**

LITHE AUDIO (UK) LIMITED  
UNIT 3 STOCKWELL WORKS  
CRAWLEY, WEST SUSSEX,  
RH10 1TN, UNITED KINGDOM

**AVAILABLE FROM:**



 **LUCKINS™**

CEDIA MEMBER

ISSUE 3